

# SHOCK INDICATORS

*Monitoring your valuable goods*

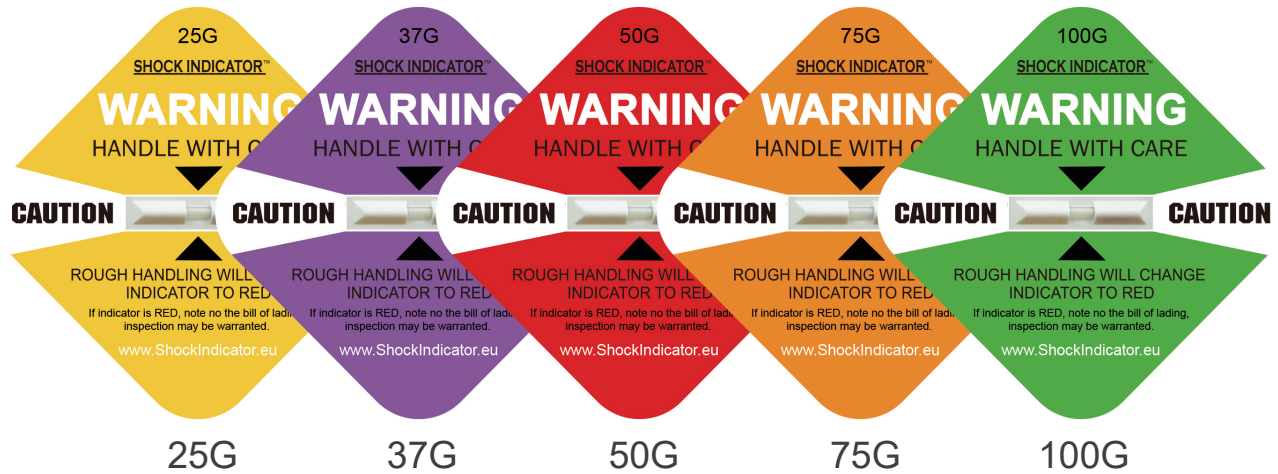


**LOGIMON**  
LOGISTICS MONITORING SOLUTIONS



European master-distributor on behalf of:  
SHOCKINDICATOR ENTERPRISE CO.,LTD

# SHOCK INDICATOR



## SPECIFICATIONS

Product name	Shockindicator
Dimension	97 x 97 mm (3.81in x 3.81in)
Operating temperature	-25°C ~ +80°C (-13°F ~ 176°F)
Sensitivity	25G, 37G, 50G, 75G, 100G
Induction range	From 25G ~ 100G, during reaction time 0.5 – 50 ms
Tolerance	± 15%
Shelf life	2 years
Packing	50pcs/box, 1600pcs/carton

## DESCRIPTION

A Shock indicator indicates a parcel has been exposed to impact(s) that may have caused damage to the content. Inspection could be required.

With nearly 360° detection it provides a highly visible indication that an excessive impact occurred, that potentially damaged your products.

A Shockindicator is non-resettable and tamper-proof.

## FEATURES

- △ Provides indisputable evidence 'something went wrong' with your parcel.
- △ Just the visual presence already makes that a package is handled more careful.
- △ Reduces mishandling in transport and storage.
- △ Alerts the recipient to inspect contents before acceptance.
- △ Confirms the validity of the package.

# Selection Guide - How to select the proper Shock Indicator?

It all has to do with the volume and weight of the shipment!

- 1- Confirm the volume of your parcel in cubic meters (height x width x depth)
- 2- Confirm the total weight of the shipment, so including the items, the packing materials and the shipping box/crate/container itself.

The bigger & heavier a shipment - the more sensitive it is.

The bigger & heavier a shipment - the lower the G levels at which damage may occur.

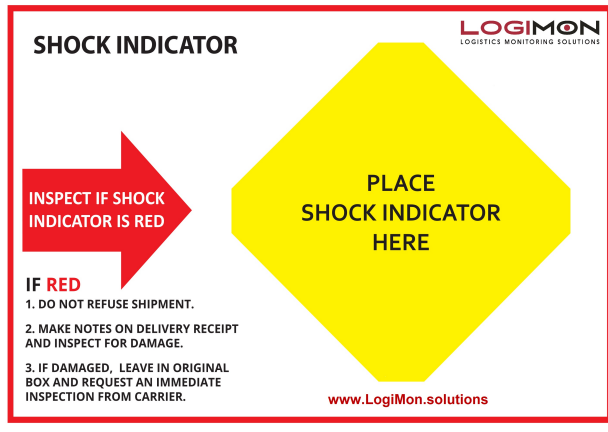
Volume (m³) \ Weight(kg)	0 - 0,03m³	0,03 - 0,14m³	0,14 - 0,42m³	0,42 - 1.42m³	>1,42m³
0 - 4,6 kg	100G Green				
4,6 - 11.3 kg		75G Orange			
11,3 - 22,7 kg			50G Red		
22,7 - 45,4 kg				37G Purple	
45,4 - 113,4 kg					25G Yellow
113,4 - 453,6 kg					
>453,6 kg	-----				

This guide is for standard reference only. Your specific product or package may require a different sensitivity. We recommend that you speak to one of our representatives before placing an order.

Expected Drop heights vs. Activation:

Color Label	Yellow 25G	Purple 37G	Red 50G	Orange 75G	Green 100G
Under 45 kg	---	30 - 45 cm	30 - 60 cm	60 - 90 cm	>90 cm
Over 45 kg	15 - 30 cm	20 - 40 cm	30 - 45 cm	---	---

# ACCESSORY

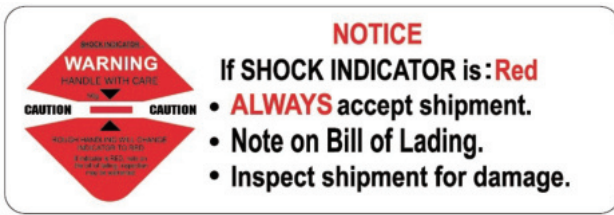


## Companion label (optional)

Length x Width: approx. 21x15cm (A5)

1. Alerting forwarder/courier indicator is in place.
2. Instructions how to handle in case of an activated (turned red) shock indicator.

This design is an example. The lay-out delivered may be somewhat different. Also available in a multilingual version, with text in English, French, German and Spanish. Contact us for private design options.



## Shall Alert sticker (included)

Length x Width: approx. 75 x 25 mm

Place this Alert Sticker on the Bill of Lading to remind receivers to check the Shock Indicator.

# INSTRUCTIONS


1. Select the sensitivity.
2. Apply the (companion label and) Shock indicator in the correct position.
3. Place the alert sticker on the bill of lading.




## Contact us:

 +31 (0)85 - 0066 082

 [info@logimon.solutions](mailto:info@logimon.solutions)

 [www.ShockIndicator.eu](http://www.ShockIndicator.eu)  
[www.LogiMon.solutions](http://www.LogiMon.solutions)

 Hameinde 1  
7371CS Loenen Gld.  
The Netherlands

Follow us on  via



also check our Tilt Indicators

V2024-03.01