


Shock Indicator - Mounting Instructions

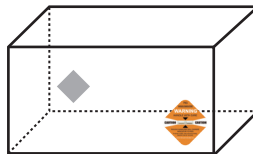
General guidelines:

1- Place the Shock Indicator:

- Near an edge, as that is the most solid part of a package.
- On a long side
- Measured from the bottom: at one third of the shipment, but never higher than 70 centimeters.




- ### 2- In cases where the length of a package is twice its width, or for items longer than 1 meter, it is recommended to use two Shock Indicator units on opposite sides of the parcel.




- ### 3- For more attention, better visibility and to make it clear to people handling your shipment what the purpose of this Shock Indicator is, you might want to consider using an optional Companion Label.
- place this label onto the shipment and then stick the indicator in the designated area.

Below is just an example. Companion labels are approximately A5 size and are available in English or as multi-lingual (ENG-DE-FR-ES). Please contact us to discuss possibilities for your own design. Conditions apply.



Shock Indicator - Mounting Instructions

- 4- With each Shock Indicator you also receive a small Alert Sticker:
Stick this on the bill of lading to remind receivers to check the Shock Indicator, before signing for good receipt of the parcel.



!! Using the selection guide you have selected the sensitivity (G-level) for your shipment. These, plus the guidelines above are a good start-off point for common shipments. Your shipment however might not be ‘standard’.

This is why we recommend to do some simple practical testing in advance.

- In case the Shock Indicator activates a little too soon: place it somewhat higher.
- In case the Shock Indicator activates a little too late: place it somewhat lower.
- If you can't place it any higher or lower anymore, your specific shipment may even require a Shock Indicator that is one step more (or one step less) sensitive.

If you believe your application is different and/or have questions about (how to use) the indicator, then please do not hesitate to contact your local dealer, or contact us direct via email info@logimon.solutions, or phone +31 (0)85 – 0066 082



For additional product information, please visit www.ShockIndicator.eu.