

**Starrett®**



OPTICAL COMPARATORS

HDV300

HE400

HB400

HD400

**HF600**

HF750

VB400

VF600



METROLOGY  SOLUTIONS



## HORIZONTAL FLOOR STANDING OPTICAL COMPARATOR

Building high capacity, floor standing comparators that give flawless performance across the full measuring range, at all magnifications, takes a skill that not many comparator manufacturers possess. This is where Starrett stands proud.

Designed to accommodate a variety of large work pieces over a wide spectrum of industries, the HF600 comparator is tailor made for optimum performance in all areas from standards room to workshop. The wide range of options allows specification tailoring and easy upgrading.



### FEATURES

- Available with the full range of MetLogix or Quadra-Chek readout systems (as shown)
- Fully usable 24" (600mm) diameter screen with precision cross lines and overlay clips
- 4-Lens turret, blanking caps supplied for unused apertures
- 10X, 20X, 25X, 31.25X, 50X and 100X Lenses available
- Optional 5X Fixed or 5X Interchangeable in a 3-lens turret available by special order
- Optional OV2 zoom or TOV2 telecentric fixed magnification video camera system
- Machine tool standard workstage, powered on both horizontal and vertical axis, with 25" x 9" (630mm x 230mm) top plate. CNC options available.
- Workstage capacity between centers 17.5" (440mm)
- Standard measuring travel: 12" (300mm) X-Axis, 8" (200mm) Y-Axis
- Optional extended measuring travel: 20" (500mm) X-Axis, 8" (200mm) Y-Axis
- Fully retractable duplex fiber optic surface illumination
- Exceptionally stable, all metal construction for optimum performance and accuracy
- Supplied complete with full canopy and curtains
- Stage weight capacity: 330lbs (150kg) (evenly distributed)
- Screen driven rotary Q-Axis
- 0.001mm resolution Heidenhain linear scales
- Wide range of accessories available including precision centers, vees, vises, etc.

## QUADRA-CHEK® READOUTS

The Quadra-Chek readout range is considered the industry standard for the precision measurement and inspection of geometric components.

Their design reflects a deep understanding of user needs, with an intuitive user interface and simple, meaningful visual displays; innovations that improve operator productivity, reduce errors and save time and money.



## METLOGIX™ TOUCHSCREEN READOUTS

MetLogix Software and Touchscreen readouts have a broad range of powerful, user-friendly functions on a compact, icon based touchscreen interface in place of the traditional control.



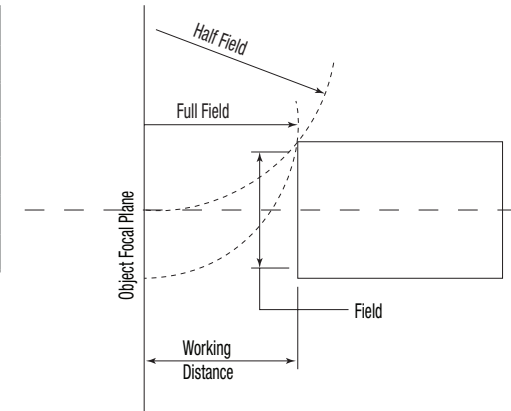
### READOUT OPTIONS

SPECIFICATION:	QUADRA-CHEK				METLOGIX			
	QC121	QC221	QC221E	QC5215	M1E	M2	M2E	M3E
Touchscreen operation					•	•	•	•
Angular digital measurement in readout	•	•	•	•	•	•	•	•
X-Y-Q axis digital readout	•	•	•	•	•	•	•	•
Geometric function digital readout		•	•	•	•	•	•	•
Computer with geometric software readout				•	•	•	•	•
On screen edge sensing			•	•	•		•	•
Video measurement								•

Functions •

### FIELD OF VIEW

GUIDE TO MAXIMUM COMPONENT SIZE (MM)						
MAGNIFICATION	X5	X10	X20	X25	X50	X100
Field of View	120	60	30	24	12	6
Working Distance	220	138	127	103	88	44
Max Work Diameter	Half Field	280	280	280	280	104
	Full Field	280	280	280	280	98
Projected Image	Vertically Correct					



### FIELD OF VIEW TERMINOLOGY









- Working Distance:** The distance between the objective lens and the component when the component is in focus.
- Field of View (FOV):** The viewing area of the component. A 30mm FOV using a 10x lens would produce a screen image of 300mm.
- Half Field View:** The maximum size a component can be projected to the centre of the screen before colliding with the lens.
- Full Field View:** The maximum size a component can be projected over the full screen before colliding with the lens.
- Projected Image:** How a component is projected onto the screen in relation to its placement on the workstage.



## ACCESSORIES

Starrett manufactures a comprehensive range of fixtures and accessories to suit our full range of optical comparators.

Each accessory is made from the highest quality material and is machined, assembled and inspected to the same stringent quality standards as the comparator itself.

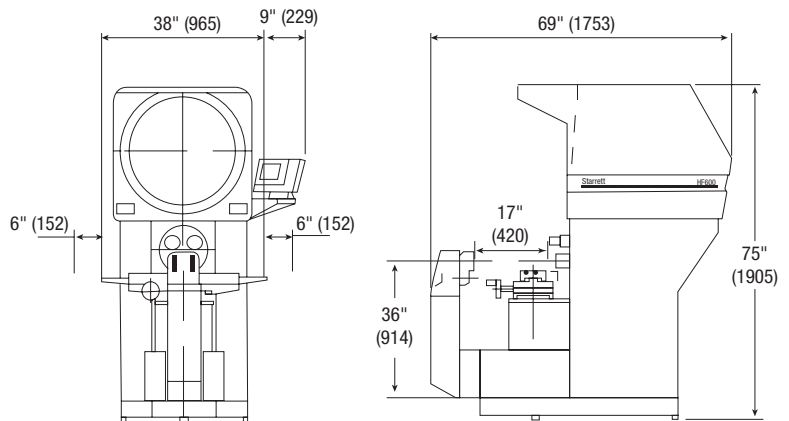
ACCESSORIES			
			
Large Centers and Vees	Capacity Rotary Vise (2-1/32")	Fixed Position Vise (1-1/4")	Universal Rotary Vee Block
			
Vertical Glass Plate Holder	Magnification Check Graticule	Small Centers and Vees	Capacity Rotary Vise (1-1/4")

## HF600 DIMENSIONS

Gross Weight: 1,455lbs (660kg)

Net Weight: 1,124lbs (510kg)

Shipping dimensions: 78" x 46" x 83"  
(198 x 119 x 210cm)



### Starrett Metrology Division

Starrett Kinematic Engineering, Inc.  
26052-103 Merit Circle  
Laguna Hills, CA USA 92653  
Tel: 949-348-1213



Starrett.com

### HF600

Bulletin 971  
5C/Q 10/14

The L.S. Starrett Company 2014®  
Specifications Subject to Change